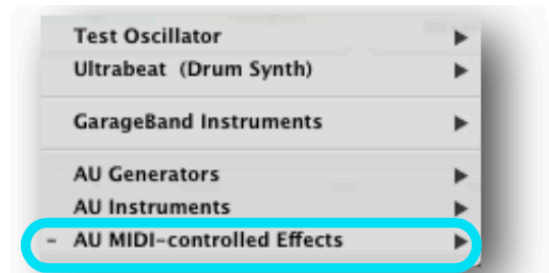
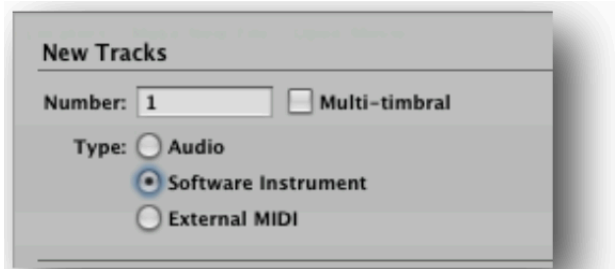


## PITCHMAP MIDI SETUP

### Logic Pro

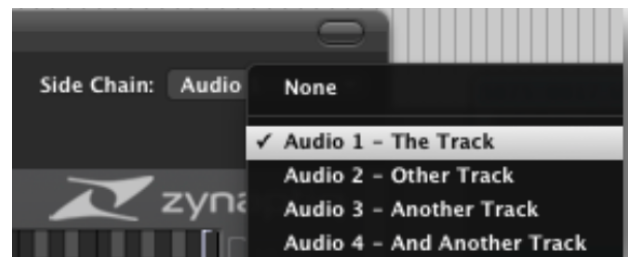
To control PITCHMAP via MIDI in Logic Pro:

- ▶ Insert the plug-in into an instrument track, you'll find it in the category "AU MIDI-controlled Effects"



- ▶ Place the audio file to be processed on an audio track, and set the track's output to "No Output".

- ▶ Choose the track that's playing back the audio as the side-chain source from within the PITCHMAP GUI.



- ▶ Select the Instrument track in the Arrangement view, the red "R" button on the track header should be lit up.



To use *MIDI MAP* mode to change the harmonies and melodies of your audio, simply load the preset *01 MIDI Map Template - Medium* located in the preset folder *02 MIDI Templates*.

